

CLASS –UKG

SESSION - 2025 – 2026

CURRICULUM AND ACTIVITY PLANNER

GENERAL INSTRUCTION




➤ Birthday Celebration :-

The Celebrant child clad in colourful attire will come to school. He / She will feel special among his/her peer group as a birthday song will be sung. Along with it, the child will seek the blessings of God Almighty through the Vedic Havan.




Please Note: No candies or chocolates will be distributed in school campus.










ENGLISH

Month	English Lesson	Teaching aids and Methodology	Activities Based on Experiential learning	Learning outcomes
April	<u>English Oral</u> Reading :- a sound words Rhyme :- Family Let us Learn about :- How to introduce myself. <u>English Written</u> a sound words <ul style="list-style-type: none"> • Dictation • Fill ups • Name the Pictures 	Loud Reading Drilling Method Phonics method Poem Recitation with actions VAK Teaching method (Visual Auditory and Kinesthetic) Play based and hands on teaching method	Integration with arts Integration with Dance Alphabet game 	To identify phonic sounds To recite poem Develop fluency in reading 
May	<u>English Oral</u> Reading :- e sound words Rhyme :- My Mother Let us Learn about:- Earth <u>English Written</u> e sound words <ul style="list-style-type: none"> • Dictation • Fill ups • Name the Pictures 	Loud Reading Drilling Method Phonics method Poem Recitation with actions VAK Teaching method (Visual Auditory and Kinesthetic) Socratic method	Alphabet Bingo Integration with music and actions Phonic Hunt	Develop fluency in reading To associate words with pictures To identify phonic sounds 




JUNE - SUMMER VACATION

July	<p><u>English Oral</u> Reading :- i sound words Rhyme :- I am a tree Let us Learn about:- Monsoon Season</p> <p><u>English Written</u> i sound words</p> <ul style="list-style-type: none"> • Dictation • Fill ups • Name the Pictures 	<p>Loud Reading Drilling Method Phonics Approach</p> <p>Poem recitation with actions</p> <p>VAK Teaching method (Visual Auditory and Kinesthetic)</p> <p>Play based learning</p>	<p>Alphabet Bingo</p> <p>Sound Sorting</p> <p>Integration with music and actions</p>	<p>Develop fluency in reading</p> <p>To recite poem</p> <p>Phonetic awareness</p> 
August	<p><u>English Oral</u> Reading :- o sound Rhyme :- Rainbow Let us Learn about :- Independence day</p> <p><u>English Written</u> o sound words</p> <ul style="list-style-type: none"> • Dictation • Fill ups • Name the Pictures 	<p>Loud Reading</p> <p>Drilling Method Phonics Approach Poem recitation with actions</p> <p>Dual Coding Method</p> <p>Inquiry based and hands on learning</p>	<p>Alphabet game</p> <p>Integration with music and actions</p> <p>Sound Walk</p> 	<p>Develop fluency in reading</p> <p>Social adaptability</p> <p>To recite poem</p> <p>Phonetic awareness</p>
September	<p><u>English Oral</u> Reading :- u sound words Rhyme :- Juicy Fruits Let us Learn about:- Mahatma Gandhi</p> <p><u>English Written</u></p> <ul style="list-style-type: none"> • u sound words • Dictation • Fill ups • Name the Pictures • Use of a or an 	<p>Systematic Synthetic Phonics(SSP)</p> <p>Real objects</p> <p>Phonics songs and rhymes</p> <p>Multisensory Approach</p> <p>Socratic method</p>	<p>Alphabet Bingo</p> <p>Sound Wall Approach</p> <p>Rhyming Bingo</p> <p>Integration with story telling</p> <p>Article Hunt Let's do and learn</p>	<p>Critical thinking and problem solving</p> <p>Phonetic awareness</p> 















October	<p><u>English Oral</u> Reading :- Th,wh sound words Rhyme:- Hand wash song Let us Learn about :- Diwali</p> <p><u>English Written</u></p> <ul style="list-style-type: none"> Th,wh sound words Dictation Change the number Use of This /That 	<p>Loud Reading Drilling Method Phonics method</p> <p>Poem recitation with actions Demonstration Method</p> <p>Dual Coding Method</p> <p>Socratic method</p>	<p>Blended games</p> <p>Integration with music and actions</p> 	<p>Develop fluency in reading</p> <p>To develop writing skills</p> <p>To identify singular and plural noun.</p> <div data-bbox="1591 344 1963 576"> <div>SINGULAR</div> <div>PLURAL</div> <div>Boy</div> <div>Boys</div> </div>
November	<p><u>English Oral</u> Reading :- Ch, Sh sound words Rhyme:-Clap your hands Let us Learn about :- Pt. Jawaharlal Nehru</p> <p><u>English Written</u></p> <ul style="list-style-type: none"> Sh,Ch sound words Use of is/am/are Use of These/Those 	<p>Loud Reading Drilling Method Phonics method</p> <p>Dual Coding Method</p> <p>Games and activities</p> <p>Multisensory Approach</p> <p>Socratic method</p>	<p>Integration with music- Recitation of Poem</p> <p>Alphabet game</p>	<p>Develop fluency in reading</p> <p>To recite poem</p> <p>To identify singular and plural noun</p> 
December	<p><u>English Oral</u> Reading:- ee sound words Rhyme:-Meet the shapes Let us Learn about:- Christmas</p> <p><u>English Written</u></p> <ul style="list-style-type: none"> ee sound words 	<p>Demonstration method Visual aids</p> <p>Real objects</p> <p>Puppetry show</p> <p>Observation method</p>	<p>Integration with art, Draw and colour different shapes.</p> <p>Activity with phonic sound of letters in Eblocks</p>	<p>To recite poem</p> <p>To improve reading and writing skills</p> 



	<ul style="list-style-type: none"> • Use of in /on/under • Colours name 			
January	<p>English Oral Reading :- oo , ll sound Rhyme :- This is the way Let us Learn about:- Republic day English Written</p> <ul style="list-style-type: none"> • oo,ll sound words • Opposite words • Composition 	<p>VAK Teaching method (Visual Auditory and Kinesthetic)</p> <p>Poem recitation with actions Demonstration Method Video</p> <p>Words card</p>	<p>Integration with Physical Education- Hopscotch Guessing game Speaking activity</p> 	<p>Power of expression Initiative Self Confidence Creative thinking</p> 
February	<p>English Oral Reading:- ch,sh,wh,th,oo,ll,ee sound words Rhyme :- London Bridge is falling down Let us Learn about :- Maharishi Dayanand Saraswati English Written</p> <ul style="list-style-type: none"> • Revision of ch,sh,wh,th, ee, ll, oo sound words • Composition • Use of a/an • Use of is /am/are • Use of in/on/under • Use of This/That/These/ Those 	<p>VAK Teaching method (Visual Auditory and Kinesthetic)</p> <p>Poem recitation with action (Demonstration Method) Video</p> <p>Demonstration method</p> <p>Visual aids</p> <p>Real objects</p> <p>Puppetry show</p> <p>VAK Teaching method (Visual Auditory and Kinesthetic)</p>	<p>Integration with Music</p> <p>Scavenger Hunt</p> <p>Vocabulary Bingo</p> <p>Activity with phonic sound of letters in Eblocks</p> 	<p>Communication skills</p> <p>Phonetic awareness</p> 



HINDI

Month	Hindi Lesson	Teaching aids and Methodology	Activities Based on Experiential learning	Learning outcomes
April	<u>Hindi Oral</u> Reading - दो ,तीन अक्षरों के शब्द Rhyme - पेड़ विषय - मेरा परिचय <u>Hindi Written</u> <ul style="list-style-type: none"> क -ढ. दो , तीन अक्षरों के शब्द श्रुतलेख चित्र पहचानो 5-5 शब्द 	फलैशकार्ड का उपयोग चित्रों का उपयोग :- दो अक्षर के शब्दों के चित्रों का उपयोग पढ़ने का अभ्यास :- दो अक्षर के शब्दों को पढ़ने का अभ्यास	शब्द निर्माण : दो अक्षर के शब्दों के लिए शब्द निर्माण गतिविधियों का आयोजन	बच्चे हिंदी वर्णमाला के विभिन्न अक्षरों और शब्दों को पहचानना सीखते हैं। 
May	<u>Hindi Oral</u> Reading : चार अक्षरों के शब्द Rhyme : अच्छी आदतें विषय : मेरा स्कूल शब्द <u>Hindi Written</u> <ul style="list-style-type: none"> चार अक्षरों के शब्द श्रुतलेख चित्र पहचानो 5 -5 शब्द 	फलैशकार्ड का उपयोग :- चार अक्षर के शब्दों के फलैशकार्ड चित्रों का उपयोग :- चार के शब्दों के चित्रों का उपयोग पढ़ने का अभ्यास	शब्द निर्माण : चार अक्षर के शब्दों के लिए शब्द निर्माण 	बच्चे हिंदी वर्णमाला के विभिन्न अक्षरों और शब्दों को पहचानना सीखते हैं। हैं। 

JUNE - SUMMER VACATION

July	<p><u>Hindi Oral</u> Reading - आ की मात्रा के शब्द Rhyme - बादल विषय - मेरी कक्षा <u>Hindi Written</u></p> <ul style="list-style-type: none"> आ की मात्रा के शब्द श्रुतलेख चित्र पहचानो मात्रा लगाओ 5-5 शब्द 	<p>आ की मात्रा वाले फ्लैशकार्ड</p> <p>आ (aa) की मात्रा वाले शब्दों के चित्र या वस्तुओं का उपयोग</p> <p>पढ़ने का अभ्यास</p>	<p>शब्द निर्माण : आ (aa) की मात्रा वाले शब्दों को बनाने के लिए चुंबकीय अक्षर या अक्षर कार्ड का उपयोग</p> <p>शब्द शिकार</p> <table> <tr> <td> आ + म = आम</td> <td> आ + लू = आलू</td> </tr> <tr> <td> आँ + ख = आँख</td> <td> आ + ग = आग</td> </tr> </table>	 आ + म = आम	 आ + लू = आलू	 आँ + ख = आँख	 आ + ग = आग	<p>बच्चे मात्राओं का उपयोग करके शब्दों का निर्माण करना सीखते हैं।</p> 
 आ + म = आम	 आ + लू = आलू							
 आँ + ख = आँख	 आ + ग = आग							
August	<p><u>Hindi Oral</u> Reading :- आ की मात्रा Rhyme – मेहनत के रंग विषय - मेरा प्रिय फल <u>Hindi Written</u></p> <ul style="list-style-type: none"> आ की मात्रा के शब्द श्रुतलेख चित्र पहचानो मात्रा लगाओ 5-5 शब्द 	<p>फ्लैशकार्ड का उपयोग</p> <p>पढ़ने का अभ्यास</p>	<p>सामूहिक चर्चा</p> <p>वार्तालाप गतिविधि</p>	<p>बच्चे हिंदी वर्णमाला के विभिन्न अक्षरों और मात्राओं को सीखते हैं।</p> 				
September	<p><u>Hindi Oral</u> Reading - इ की मात्रा</p>	<p>फ्लैशकार्ड का उपयोग</p> <p>इ की मात्रा वाले शब्दों के चित्र या वस्तुओं को</p>	<p>सामूहिक चर्चा</p>	<p>श्रुतलेख के माध्यम से शुद्ध वर्तनी का प्रयोग करना सीखेंगे</p>				

	<p>Rhyme - घड़ी</p> <p>विषय-मेराप्रियखेल (कैरम-बोर्ड)</p> <p><u>Hindi Written</u></p> <ul style="list-style-type: none"> • इ की मात्रा के शब्द • श्रुतलेख • चित्र पहचानो • मात्रा लगाओ • 5-5 शब्द 	<p>दिखाएं</p> <p>पढ़ने का अभ्यास</p>	वार्तालाप गतिविधि	<p>बच्चे कविता का हाव भाव व लय ले के साथ वाचन सीखेंगे</p> 
October	<p><u>Hindi Oral</u></p> <p>Reading – ई की मात्रा</p> <p>Rhyme - त्योहारो का मेरा देश</p> <p>विषय - मेरा मंसीदा त्योहार (दीवाली)</p> <p><u>Hindi Written</u></p> <ul style="list-style-type: none"> • ई की मात्रा के शब्द • चित्र पहचानो • मात्रा लगाओ • 5-5 शब्द 	<p>फ्लैशकार्ड का उपयोग</p> <p>चित्रों या वस्तुओं का उपयोग करें :- ई की मात्रा वाले शब्दों के चित्र या वस्तुओं को दिखाएं पढ़ने का अभ्यास कराएं</p>	<p>सामूहिक चर्चा</p> <p>वार्तालाप गतिविधि</p>	<p>वे विभिन्न मात्राओं का अर्थ और उपयोग समझते हैं।</p> <p>बच्चे कविता का हाव भाव व लय ले के साथ वाचन सीखेंगे</p> 
November	<p><u>Hindi Oral</u></p> <p>Reading - उ की मात्रा</p> <p>Rhyme - सूरज रोज समय पर आता।</p> <p>विषय - मेरा बगीचा</p> <p><u>Hindi Written</u></p> <ul style="list-style-type: none"> • उ की मात्रा 	<p>फ्लैशकार्ड को दिखाएं और इसकी ध्वनि को समझाएं।</p> <p>चित्रों या वस्तुओं का उपयोग</p> <p>पढ़ने का अभ्यास</p>	<p>सामूहिक चर्चा</p> <p>वार्तालाप गतिविधि</p>	<p>वे विभिन्न मात्राओं का अर्थ और उपयोग समझते हैं।</p>

	<ul style="list-style-type: none"> • श्रुतलेख • चित्र पहचानो • मात्रा लगाओ • 5-5 शब्द 	शब्द निर्माण :- उ की मात्रा वाले शब्दों को बनाने के लिए चुंबकीय अक्षर या अक्षर कार्ड का उपयोग ।		
December	<u>Hindi Oral</u> Reading - उ की मात्रा Rhyme - पुस्तक विषय - मेरा घर <u>Hindi Written</u> <ul style="list-style-type: none"> • उ की मात्रा के शब्द • श्रुतलेख • चित्र पहचानो • मात्रा लगाओ • 5-5 शब्द 	फ्लैशकार्ड का उपयोग चित्रों या वस्तुओं का उपयोग करें :- उ की मात्रा वाले शब्दों के चित्र या वस्तुओं को दिखाएं पढ़ने का अभ्यास:	सामूहिक चर्चा वार्तालाप गतिविधि	बच्चे कविता का हाव भाव व लय ले के साथ वाचन सीखेंगे 
January	<u>Hindi Oral</u> Reading एे, ऐ की मात्रा Rhyme -पतंग - विषय - मेरा शहर <u>Hindi Written</u> <ul style="list-style-type: none"> • एे, ऐ की मात्रा • श्रुतलेख • चित्र पहचानो • मात्रा लगाओ • 5-5 शब्द 	फ्लैशकार्ड का उपयोग कविता नृत्य के साथ एकीकृत	सामूहिक चर्चा वार्तालाप गतिविधि	मात्राओं ध्वनि के आधार पर शब्दों का सही उच्चारण वह लिखने की क्षमता 
February	<u>Hindi Oral</u>	फ्लैशकार्ड का उपयोग	सामूहिक चर्चा	व्याकरणिक विषयों द्वारा बच्चों का

Reading - (आ,इ,ई,उ,ऊ,
ए तथा ऐ की मात्रा
Rhyme – महीनो के नाम
विषय : मेरा देश
Hindi Written

- श्रुतलेख (आ , इ, ई, उ, ऊ , ए तथा ऐ)की मात्रा में से
- चित्र पहचानो (सभी मात्राओं में से
- मात्रा लगाओ। सभी मात्राओं में से)
- विलोम शब्द
- रंगो के नाम

कविता नृत्य के साथ एकीकृत

वार्तालाप गतिविधि


विलोम शब्द







बौद्धिक विकास



January जनवरी	February फरवरी	March मार्च
April अप्रैल	May मई	June जून
July जुलाई	August अगस्त	September सितंबर
October अक्टूबर	November नवंबर	December दिसंबर



MATHEMATICS

Month	Maths Lesson	Teaching aids and Methodology	Activities Based on Experiential learning	Learning outcomes
April	<p><u>Maths Oral</u></p> <ul style="list-style-type: none">• Number Names 1 -10• Recognition of numbers 0-100 <p><u>Maths Written</u></p> <ul style="list-style-type: none">• Number names 1-10• Serial Counting 0-100• What comes just after 0-100	<p>Hands on Learning</p> <p>Discussion and Interaction</p> <p>Cooperative learning</p> <p>Play way method.</p>	<p>Number games</p> <p>Technology Integration</p> 	<p>Develop problem solving skills</p> <p>Cognitive skills</p> <p>Students will be able to understand the numbers in numerals and in words.</p> <div><div>1One</div><div>2Two</div><div>3Three</div><div>4Four</div><div>5Five</div><div>6Six</div><div>7Seven</div><div>8Eight</div><div>9Nine</div><div>10Ten</div></div>
May	<p><u>Maths Oral</u></p> <ul style="list-style-type: none">• Recognition of number0-100• Number Names 1-15 <p><u>Maths Written</u></p> <ul style="list-style-type: none">• What comes in between (0-100)• Number Names 11-15• Sums of addition	<p>Play based and hands on teaching methods</p> <p>Brain Storming method</p> <p>Abacus method</p> <p>Differentiated instruction</p>	<p>Pick and add activity integrated with art</p> <p>draw different objects for addition.</p>	<p>Develop problem solving skills</p> <p>Cognitive skills</p> <div><div>Number spelling</div><div><div>1. One</div><div>2. Two</div><div>3. Three</div><div>4. Four</div><div>5. Five</div><div>6. Six</div><div>7. Seven</div><div>8. Eight</div><div>9. Nine</div><div>10. Ten</div><div>11. Eleven</div><div>12. Twelve</div><div>13. Thirteen</div><div>14. Fourteen</div><div>15. Fifteen</div></div></div>

JUNE - SUMMER VACATION

July	<p>Maths Oral</p> <ul style="list-style-type: none"> Number Names 11 - 20 Reverse Counting 50 - 0 <p>Maths Written</p> <ul style="list-style-type: none"> Number Names 11 – 20 What comes Before (0-50) Reverse Counting (50 – 0) 	<p>Brain Storming method</p> <p>Abacus method</p> <p>Inquiry based learning</p> <p>Demonstration method</p>	<p>Integration with physical Education</p> 	<p>Students will be able to understand the numbers in numerals and in words.</p> 
August	<p>Maths Oral</p> <p>Number Names 1-30</p> <p>Reverse Counting 100-0</p> <p>Maths Written</p> <ul style="list-style-type: none"> Number Names 21-30 Reverse Counting 100-0 What comes Before 0-100 	<p>Brain Storming method</p> <p>Discussion through activity</p> <p>Real life examples</p> <p>Demonstration method</p>	<p>Number Hunt</p> <p>Activity with numbers in Eblocks</p> 	<p>Quickness of decision</p> <p>Knowledge Understanding</p> <p>Application in day to day life</p>
September	<p>Maths Oral</p> <ul style="list-style-type: none"> Number Names 31-40 Subtraction sums <p>Maths Written</p> <ul style="list-style-type: none"> Number Names 31-40 Sums of Subtraction Concept of greater than, smaller than or is equal to (<, > or =) 	<p>AIDA Framework for students :-</p> <p>A - Attention</p> <p>I - Interest</p> <p>D - Desire</p> <p>A - Action</p> <p>Differentiated Instruction</p> <p>Activity with real objects</p>	<p>Number Sorting</p> <p>Abacus method</p> <p>Technology Integration</p> 	<p>Able to interpret the information</p>

October	Maths Oral <ul style="list-style-type: none"> Number Names 41 - 50 Table of 2 Maths Written <ul style="list-style-type: none"> Number Names 41- 50 Sums of Subtraction Table of 2 Skip counting by 2 	Drilling method Brain Storming method Illustration by giving real life examples Conceptual based questioning Manipulatives	Active participation of students Hands on activities	Quickness of decision Logical Reasoning Language skills 
November	Maths Oral <ul style="list-style-type: none"> Number Names 51 - 70 Table of 3 Maths Written <ul style="list-style-type: none"> Number Names 51- 70 Shapes & their names Table of 3 Skip counting by 3 	Group discussion Multiplication table chart Brain Storming method Story telling Conceptual based questioning Manipulatives	Integration with music: Table song Shapes song Technology Integration	Knowledge Reasoning ability Organizing ability Creativity skills Students will be able to understand the numbers in numerals and in words.
December	Maths Oral <ul style="list-style-type: none"> Number Names 71 - 80 Table of 4 Maths Written <ul style="list-style-type: none"> Table of 4 Number Names 71-80 Revision of Shapes 	Songs and Rhymes Multiplication table Random questioning.	Pick the correct cards 	Cognitive skills Organizing ability Students will be able to understand the numbers in numerals and in words.
January	Maths Oral <ul style="list-style-type: none"> Number Names 91 - 	Discussion method	Drilling method activity	Logical and critical thinking

	<p>100</p> <ul style="list-style-type: none"> Recognition of numbers 0-150 Table of 5 <p><u>Maths Written</u></p> <ul style="list-style-type: none"> Counting 101-150 Number Names 1-100 Table of 5 	<p>Real life examples</p> <p>Inquiry based questioning</p> <p>Explanatory Method</p>	<p>Number Bingo</p>	<p>Fine motor skills</p> <p>Students will be able to understand to apply in day to day dealing.</p>
February	<p><u>Maths Oral</u></p> <ul style="list-style-type: none"> Number Names 1-100 Recognition of numbers 0-200 Shapes Table of 2,3,4,5,&10 Serial Counting (0-200) <p><u>Maths Written</u></p> <ul style="list-style-type: none"> Number names 1-100 Serial Counting 0-200 Sums of Addition & Subtraction Shapes Put the Sign<,>or = Table of 2, 3,4,5 &10 	<p>Story on number names</p> <p>Multiplication table</p> <p>Random questioning</p> <p>VAK Teaching method (Visual Auditory and Kinesthetic)</p> <p>Brain Storming method</p> <p>Hands on activities</p>	<p>Effective Intelligence</p> <p>Technology Integration</p> 	<p>Logical and critical thinking</p> <p>Fine motor skills</p> <p>Students will be able to understand to apply in day to day dealing.</p> 

PUNJABI

Month	Punjabi Lesson	Teaching aids and Methodology	Activities Based on Experiential learning
July	ੳ ,ਅ	ਵਰਨਮਾਲਾ ਦਾ ਚਾਰਟ ਬਲੈਕ ਬੋਰਡ ਅਸਲੀ ਵਸਤੂਆਂ ਦੀ ਵਰਤੋਂ ਨਾਲ	ਅੱਖਰ ਤੇ ਚਿੱਤਰ ਨਾਲ ਮੇਲ ਸੰਬੰਧਿਤ ਮਿਲਾਓ
August	ੳ ,ਅ , ਏ , ਸ, ਹ	ਵਰਨਮਾਲਾ ਦਾ ਚਾਰਟ ਬਲੈਕ ਬੋਰਡ ਅਸਲੀ ਵਸਤੂਆਂ ਦੀ ਵਰਤੋਂ ਨਾਲ	ਚਿੱਤਰ ਦੇਖ ਕੇ ਸਹੀ ਅੱਖਰ ਤੇ ਗੋਲਾ ਲਗਾਓ
September	ਕ, ਖ, ਗ	ਵਰਨਮਾਲਾ ਦਾ ਚਾਰਟ ਬਲੈਕ ਬੋਰਡ ਅਸਲੀ ਵਸਤੂਆਂ ਦੀ ਵਰਤੋਂ ਨਾਲ	ਚਿੱਤਰ ਦੇਖ ਕੇ ਸਹੀ ਅੱਖਰ ਤੇ ਗੋਲਾ ਲਗਾਓ
October	ਕ, ਖ, ਗ, ਘ ,ਙ	ਵਰਨਮਾਲਾ ਦਾ ਚਾਰਟ ਬਲੈਕ ਬੋਰਡ ਅਸਲੀ ਵਸਤੂਆਂ ਦੀ ਵਰਤੋਂ ਨਾਲ	ਪਹਿਲਾਂ ਤੇ ਬਾਅਦ ਵਿੱਚ ਆਉਣ ਵਾਲੇ ਅੱਖਰਾਂ ਦਾ ਵਿਚਾਰ ਵਿਟਾਂਦਰਾ
November	ਚ, ਛ, ਜ	ਵਰਨਮਾਲਾ ਦਾ ਚਾਰਟ ਬਲੈਕ ਬੋਰਡ ਅਸਲੀ ਵਸਤੂਆਂ ਦੀ ਵਰਤੋਂ ਨਾਲ	ਚਿੱਤਰ ਦੇਖ ਕੇ ਸਹੀ ਅੱਖਰ ਤੇ ਗੋਲਾ ਲਗਾਓ
December	ਚ, ਛ, ਜ , ਝ , ਞ	ਵਰਨਮਾਲਾ ਦਾ ਚਾਰਟ ਬਲੈਕ ਬੋਰਡ ਅਸਲੀ ਵਸਤੂਆਂ ਦੀ ਵਰਤੋਂ ਨਾਲ	ਅੱਖਰਾਂ ਨਾਲ ਸੰਬੰਧਿਤ ਮੇਲ ਮਿਲਾਓ
January	ਟ, ਠ, ਡ	ਵਰਨਮਾਲਾ ਦਾ ਚਾਰਟ ਬਲੈਕ ਬੋਰਡ ਅਸਲੀ ਵਸਤੂਆਂ ਦੀ ਵਰਤੋਂ ਨਾਲ	ਅੱਖਰਾਂ ਨਾਲ ਸੰਬੰਧਿਤ ਚਿੱਤਰ ਤੇ ਉਦਾਹਰਣ ਵਿਧੀ
February	ਟ, ਠ, ਡ, ਢ ,ਣ	ਵਰਨਮਾਲਾ ਦਾ ਚਾਰਟ ਬਲੈਕ ਬੋਰਡ ਅਸਲੀ ਵਸਤੂਆਂ ਦੀ ਵਰਤੋਂ ਨਾਲ	ਅੱਖਰਾਂ ਨਾਲ ਸੰਬੰਧਿਤ ਚਿੱਤਰ ਅਤੇ ਉਦਾਹਰਣ ਵਿਧੀ

EVS

Month	EVS Lesson	Teaching aids and Methodology	Learning outcomes
April	Me & Myself and My Family Pg.no.3&11	Live examples, Picture chart, situational questioning	Self Awareness Effective Intelligence Confidence
May	My School & My Neighborhood Pg.no19 &27	Play way method	Self Awareness Interpersonal relationship Empathy Decision making
July	Me & My Society Pg.No.33&37	Inquiry based questioning Explanatory Method	Interpersonal relationship Empathy Decision making
August	Me and My world, Universe Pg.no 41 & 47	Hands on experiences Conceptual based questioning	Reasoning ability Determination Decision making
September	Me & My Nature Pg.no.51 &55	PPT, Modules Picture chart Live examples , outdoor learning	Organizing ability Critical thinking
October	Me and my health Pg.no.63	Discussion method, Puppetry show	Critical thinking Stamina
November	Me and My Safety, Pg no. 69 & 73	Modules Picture chart, Live examples, story telling	thinking Decision making Critical
December	Me and My Surroundings Pgno. 77 & 81	Real Objects, Live Examples Demonstration Explanatory Method	Reasoning ability Determination Decision making
January	Me and My Connection Pg no, 89	Inquiry based questioning Explanatory Method	Critical thinking Stamina
February	Revision of My Surroundings, Health, Safety	Real Objects, Live Examples Demonstration and Explanatory Method	Organizing ability Critical thinking




ART & CRAFT






Month	Lesson	Teaching aids and Methodology	Learning outcomes
April	Lines Pg.no.3,4,5	Demonstration Method	Hand eye coordination
May	Shapes Pg.no. 6 to 8	Hands-on activities	Affinity with Nature Drawing with Visual cues
July	Connecting the dots Pg no. 9 & 11	Demonstration Method	Hand ,Eye coordination Shapes Identification
August	Doodle Art Pg.no.11	Demonstration Method	Hand ,Eye coordination Shapes Identification
September	colors Pg.no.12 to 15	Demonstration Method	Identify and Draw the pattern with different colour of sketch pens
October	Pg.no.16 to 19	Hands-on activities	Developing interest in different things
November	Pg.no.20 to 22	Demonstration Method	Creativity Imaginative, craft skill
December	Pg.no.23 to 25	Hands-on activities	Creativity craft skill
January	Pg.no.26 to 28	Hands-on activities	Life skills reuse of waste material
February	Pg.no. 29 to 32	Demonstration Method	Imaginative Craft skill

Month	Passwords	Life skill Activities	Science Activities
April	Empty, Facilitator, Queue	Insert batteries in toys	Water has no shape no color.
May	Sticky, Forget, Remove	Lemonade Making	Air is essential for burning and has pressure
July	Blunt, Scorching, Sweating	Gardening	Water density with salt and lemon.
August	Independence, Messy, Spicy	Sandwich Making	Neutralization reaction (Vinegar/Baking soda)
September	Excited, Starving, Collect	Knowledge about emergency numbers	Eruption of Volcano
October	Effigy, Squeeze, Interesting	Table Manners Activity	Activity based on gravity
November	Scribble, Extra,	Performing Basic First aid	Air is everywhere
December	Buy, Borrow, Fetch	Peeling of Potatoes and Peas	Surface tension of water/milk
January	Freezing, Warm, Greet	Zip up the Jackets	Expansion and contraction
February	Congratulations, Kneel-down, Ceremony	Introduction of hour hands of minute hands	Activity on refraction.
March	Promoted		

ACTIVITIES AND CELEBRATION

Month	Activities	Competition
April	World Health Day Art Activity National Pet Day World Heritage Day Baisakhi celebration and Ambedkar Jayanti Earth day World Book Reading Day English Language Day Penguin day International Dance day	Solo Dance 
May	World Labour Day Laughter Day World Athletics day Red Cross Day National Technology Day Mother's Day International day of Family Mango Party (Yellow Day) Birth Anniversary of Mahatma Stayanand ji Munjal	Colouring Competition 
July	Paper Bag Day World chocolate World Elephant day Van Mahotsav World Emojis day Kargil Vijay Diwas International chess day International Tiger Day	July English Rhyme Recitation 

August	International Friendship Day World Lion day World Elephant day Teej Celebration Independence Day World Photography Day Rakhi Making Janamashtmi Celebration National Sports Day	Clay Modelling 
September	Nutrition Week World Coconut day Teachers Day Grandparents Day International Literacy Day World Ozone day International Red Panda day Hindi Diwas World Rhino day World Peace Day World Tourism Day World Heart Day	Hindi Diwas 
October	Gandhi Jayanti /Lal Bahadur Jayanti World Smile Day World Animal Welfare Day Indian Air Force Day World Post Office Day World Global Hand Wash day World Food Day Dussehra Celebration World Panda Day Diwali Celebration	English Calligraphy 

November	World Kindness Day National Education day World Public Transport day Children Day World Television Day	Show and Tell 
December	National Pollution Control Day Indian Navy Day Indian Armed Forces Flag Day National Energy Conservation day National Mathematics week Farmers Day Christmas Day Celebration	Best out of Waste 
January	Lohri Celebration Road Safety Week Indian Army Day Basant Panchmi Celebration Republic Day International Zebra day	 <p>Lohri Festival</p>
February	National toothache day Birthday Maharishi Dayanand Saraswati Radio day	English Story Telling 